


[Live Investments](#)
[Fan Investor Benefits](#)
[Selling Royalties](#)
[About Us](#)

[Login](#) / [Register](#)



← [Back To Auction List](#)

Chippass Master Catalog

\$250.00 \$250.00
Starting Bid Final Bid

Closed on
Jun 17th, 6:00 pm

Make sure you've signed up to receive notice when these SongShares are available to purchase

KEEP ME UPDATED

MY CURRENT BIDS	TOTAL SONGSHARES
My Reserved Units	0
My Total Cost	\$0.00
Simulated Royalties (Last 12 mos)	\$0.00
Last 12 Months Royalties Paid	\$5403.00
Royalties Paid Per Unit (Last 12 months)	\$48.68

\$250.00

Final Bid

Reserved Units

111/111


Available Units

111


Total Units **111**

Track Details

Track Details




Chippass Oooh (prod...)




Oooh

Chippass
2021-02-11




Chippass

Artist




N/A

Streams




N/A

Views




N/A

Streams




Chippass ft. E-40 & ALLBLACK




Me (feat. E-40 & ALLBLACK)

Chippass
2019-02-17




Chippass

Artist




627K

Streams



N/A

Views



5.8K

Streams


Description

Type of Rights: Record Label's Share

Type of Income: Master Recording

Paid By: Empire Distribution

Term (Life or Yrs): Life of copyright



[READ VIP AUCTION FAQs](#)

[VIDEO HELP ON BIDDING](#)

This deal includes 90% of the Record Label's share of royalties.
Empire Distribution pays royalties monthly.

[READ ALL VIP AUCTION FAQs](#)

Detailed Data [HERE](#)

Summary Overview

[READ ALL VIP AUCTION FAQs](#)

Detailed Data [HERE](#)

Summary Overview

The "Chippass" Music Royalty Asset is the underlying asset of the "Chippass Royalty Share Agreement" (the "Agreement"). The Agreement contains ninety percent (90%) of the record label's share of income from the master recording for the compositions recorded by the artist, Chippass, beginning in 2014.

About

Chippass once signed to E-40's Sick Wid It Records and is part of Oakland, CA, street history. Along the way, he subconsciously studied the music art form. Attending high school alongside Lil B, he can recall critiquing early rhymes from "The BasedGod" before picking up a mic himself in NHT Boyz. The buzzing group made an impact in Northern California and landed national acclaim from The Fader but disbanded as "friends started getting sent to jail, quitting, or dying." "Even when it ended, I wasn't going to stop though," Chippass continues. "I went crazy and full-fledged into rap solo in 2013." Among a prolific series of mixtapes, he dropped the frequently downloaded *Original Yangster* and *Original Yangster II*, joined iamSul on tour, collaborated with everyone from Marc E. Bassy to Mozzy, and more.

Summary Statistics

Spotify		Pandora	
Followers	8.2K (16,574)	Monthly Listeners	1.2K (33,181)
Monthly Listeners	25.1K (150,378)	Streams	203.3K (62,276)
Popularity	33/100 (12,379)	Artist Stations	5.6K (1,636)
Playlist Reach	146.2K		
Fan Conversion Rate	32.61%		
Reach / Followers Ratio	17.87%		

*Data provided by Chartmetric.com

Royalty Share Agreement Terms

The "Chippass" Royalty Share Agreement will be between the label and our company. Pursuant to the Agreement, SongVest will have the right to receive 90% of the label's streaming revenue share for the life of the copyright of the master recordings listed below. Revenues the company will be entitled to receive from the master recordings listed below (assets) pursuant to this agreement include revenues earned in connection with the sale and exploitation of the Masters (i.e. the official original recording of the song, and the source from which all the later copies are made), which will be paid at the percentage interest as defined in the "Chippass" Royalty Share Agreement for the applicable revenue sources (e.g., Streaming). Sales shall be determined by reference to the royalty statements from the royalties paid to the label monthly by Empire Distribution, which shall be conclusive and binding upon the Parties, absent manifest error.

Financial Highlights

The royalties paid over the last four quarters from the revenue stream contemplated in the "Chippass" Royalty Share Agreement have averaged approximately \$1.351 per quarter.

Chippass Royalties	2019				2020				2021				2022	Grand Total
	Qtr1	Qtr2	Qtr3	Qtr4	Qtr1	Qtr2	Qtr3	Qtr4	Qtr1	Qtr2	Qtr3	Qtr4	Qtr4	
Total	\$ 895.80	\$ 1,113.44	\$ 957.76	\$ 874.15	\$ 936.71	\$ 1,221.11	\$ 873.48	\$ 815.78	\$ 886.71	\$ 1,716.88	\$ 1,303.49	\$ 1,227.95	\$ 1,159.61	\$ 13,880.94



The single, "Oooh," was released in February 2021 and has generated twelve full months of royalties to-date as reported in the table below. Another single, "Me" features the artists E-40 and ALLBLACK and was released in February 2019. The user will notice that the below table includes a line titled "The Rest" under Singles releases. This line item includes revenues from approximately 140 different masters, none of which individually represents > 1% of the last four quarters' total royalties.

Chippass Masters	2019				2020				2021				2022	Law	%
	Qtr1	Qtr2	Qtr3	Qtr4	Qtr1	Qtr2	Qtr3	Qtr4	Qtr1	Qtr2	Qtr3	Qtr4	Qtr4		
Singles														4 Quarters	
Me	\$ 40	\$ 15	\$ 20	\$ 15	\$ 15	\$ 15	\$ 15	\$ 15	\$ 15	\$ 15	\$ 15	\$ 15	\$ 15	\$ 15	1%
Meat Sausages	\$ 21	\$ 15	\$ 15	\$ 15	\$ 15	\$ 15	\$ 15	\$ 15	\$ 15	\$ 15	\$ 15	\$ 15	\$ 15	\$ 15	1%
Meatballs	\$ 13	\$ 15	\$ 15	\$ 15	\$ 15	\$ 15	\$ 15	\$ 15	\$ 15	\$ 15	\$ 15	\$ 15	\$ 15	\$ 15	1%
Meatloaf	\$ 22	\$ 15	\$ 15	\$ 15	\$ 15	\$ 15	\$ 15	\$ 15	\$ 15	\$ 15	\$ 15	\$ 15	\$ 15	\$ 15	1%
Meat in the Mouth	\$ 20	\$ 15	\$ 15	\$ 15	\$ 15	\$ 15	\$ 15	\$ 15	\$ 15	\$ 15	\$ 15	\$ 15	\$ 15	\$ 15	1%
Meat & Potatoes	\$ 45	\$ 15	\$ 15	\$ 15	\$ 15	\$ 15	\$ 15	\$ 15	\$ 15	\$ 15	\$ 15	\$ 15	\$ 15	\$ 15	1%
Meat & Veg	\$ 20	\$ 15	\$ 15	\$ 15	\$ 15	\$ 15	\$ 15	\$ 15	\$ 15	\$ 15	\$ 15	\$ 15	\$ 15	\$ 15	1%
Meat & Cheese	\$ 44	\$ 15	\$ 15	\$ 15	\$ 15	\$ 15	\$ 15	\$ 15	\$ 15	\$ 15	\$ 15	\$ 15	\$ 15	\$ 15	1%
Meat & Pasta	\$ 42	\$ 15	\$ 15	\$ 15	\$ 15	\$ 15	\$ 15	\$ 15	\$ 15	\$ 15	\$ 15	\$ 15	\$ 15	\$ 15	1%
Meat & Bread	\$ 42	\$ 15	\$ 15	\$ 15	\$ 15	\$ 15	\$ 15	\$ 15	\$ 15	\$ 15	\$ 15	\$ 15	\$ 15	\$ 15	1%
Meat & Fruit	\$ 42	\$ 15	\$ 15	\$ 15	\$ 15	\$ 15	\$ 15	\$ 15	\$ 15	\$ 15	\$ 15	\$ 15	\$ 15	\$ 15	1%
Meat & Nuts	\$ 42	\$ 15	\$ 15	\$ 15	\$ 15	\$ 15	\$ 15	\$ 15	\$ 15	\$ 15	\$ 15	\$ 15	\$ 15	\$ 15	1%
Meat & Dairy	\$ 42	\$ 15	\$ 15	\$ 15	\$ 15	\$ 15	\$ 15	\$ 15	\$ 15	\$ 15	\$ 15	\$ 15	\$ 15	\$ 15	1%
Meat & Seafood	\$ 42	\$ 15	\$ 15	\$ 15	\$ 15	\$ 15	\$ 15	\$ 15	\$ 15	\$ 15	\$ 15	\$ 15	\$ 15	\$ 15	1%
Meat & Grains	\$ 42	\$ 15	\$ 15	\$ 15	\$ 15	\$ 15	\$ 15	\$ 15	\$ 15	\$ 15	\$ 15	\$ 15	\$ 15	\$ 15	1%
Meat & Beverages	\$ 42	\$ 15	\$ 15	\$ 15	\$ 15	\$ 15	\$ 15	\$ 15	\$ 15	\$ 15	\$ 15	\$ 15	\$ 15	\$ 15	1%
Meat & Snacks	\$ 42	\$ 15	\$ 15	\$ 15	\$ 15	\$ 15	\$ 15	\$ 15	\$ 15	\$ 15	\$ 15	\$ 15	\$ 15	\$ 15	1%
Meat & Desserts	\$ 42	\$ 15	\$ 15	\$ 15	\$ 15	\$ 15	\$ 15	\$ 15	\$ 15	\$ 15	\$ 15	\$ 15	\$ 15	\$ 15	1%
Meat & Other	\$ 42	\$ 15	\$ 15	\$ 15	\$ 15	\$ 15	\$ 15	\$ 15	\$ 15	\$ 15	\$ 15	\$ 15	\$ 15	\$ 15	1%
Albums															
Album 1	\$ 80	\$ 1,111	\$ 90	\$ 874	\$ 840	\$ 1,211	\$ 871	\$ 816	\$ 887	\$ 1,717	\$ 1,301	\$ 1,228	\$ 1,161	\$ 13,841	100%
Grand Total	\$ 895.80	\$ 1,113.44	\$ 957.76	\$ 874.15	\$ 936.71	\$ 1,221.11	\$ 873.48	\$ 815.78	\$ 886.71	\$ 1,716.88	\$ 1,303.49	\$ 1,227.95	\$ 1,159.61	\$ 13,880.94	

Revenue by Income Type

Revenue sources are shown below:

Chippass Revenue	2019				2020				2021				2022	Grand Total
	Qtr1	Qtr2	Qtr3	Qtr4	Qtr1	Qtr2	Qtr3	Qtr4	Qtr1	Qtr2	Qtr3	Qtr4	Qtr4	
Audio Streams	\$ 171	\$ 705	\$ 878	\$ 842	\$ 882	\$ 811	\$ 712	\$ 523	\$ 581	\$ 849	\$ 717	\$ 795	\$ 797	\$ 8,873
Video Streams	\$ 17	\$ 223	\$ 186	\$ 130	\$ 132	\$ 118	\$ 232	\$ 215	\$ 218	\$ 713	\$ 496	\$ 366	\$ 360	\$ 3,791
Albums	\$ 87	\$ 82	\$ 48	\$ 72	\$ 85	\$ 130	\$ 86	\$ 181	\$ 43	\$ 75	\$ 21	\$ 21	\$ 8	\$ 786
Tracks	\$ 43	\$ 89	\$ 34	\$ 15	\$ 50	\$ 93	\$ 86	\$ 28	\$ 27	\$ 75	\$ 38	\$ 40	\$ 25	\$ 549
Royalty Collection	\$ 12	\$ 12	\$ 13	\$ 10	\$ 10	\$ 6	\$ (10)	\$ 0	\$ 0	\$ 0	\$ 0	\$ 0	\$ 0	\$ (20)
Grand Total	\$ 390	\$ 1,111	\$ 958	\$ 874	\$ 940	\$ 1,211	\$ 873	\$ 816	\$ 887	\$ 1,717	\$ 1,301	\$ 1,228	\$ 1,161	\$ 13,841

The User will notice that the above table includes a line titled Royalty Collection. Per the Empire Distribution statements, this was a miscellaneous adjustment to earnings from SoundExchange, not significant in total.

● Live on SongVest

VIP Auction

CHIPPASS MASTER CATALOG

BID NOW



 @songvest

songvest · Follow

songvest This one ends soon! 83% of #Chippass SongShares reserved. Hit the link in bio to bid now.

Disclaimers: www.songvest.com/disclaimers

#music #investing #songshares #songvest

2w

 kwilye.enner DM us 📩 @Vintage__records 1M

2w 1 like Reply

6 likes
JUNE 8

Add a comment... Post



SongVest

Published by Jesse Atwell · May 31 at 8:23 PM ·



LIVE on SongVest. Bid now on the [#Chippass](#) master catalog. Hit this link <https://secure.songvest.com/.../Chippass%20Master%20Catalog> to [#InvestInMusic](#).

Disclaimers: www.songvest.com/disclaimers

● Live on SongVest

VIP Auction

CHIPPASS MASTER CATALOG

BID NOW



@songvest



71

2





SongVest @songvest · May 31



LIVE on SongVest. Bid now on the [#Chippass](#) master catalog. Hit this link to [#InvestInMusic](#): secure.songvest.com/productview/10...

● Live on SongVest

VIP Auction

CHIPPASS MASTER CATALOG

BID NOW



 @songvest



SongVest @songvest · May 31



Disclaimers:





SongVest

Published by Jesse Atwell · June 8 at 11:35 AM ·



This one ends soon! Over 83% of #Chippass SongShares reserved. Bid now:
<https://bit.ly/396JuvQ>

Disclaimers: www.songvest.com/disclaimers

● Live on SongVest

VIP Auction

CHIPPASS MASTER CATALOG

BID NOW



@songvest



SongVest @songvest · Jun 17

This one ends in 4 hours! Bid here: bit.ly/396JuvQ

Disclaimers: songvest.com/disclaimers #music #investing #Chippass

SongVest @songvest · May 31

LIVE on SongVest. Bid now on the #Chippass master catalog. Hit this link to #InvestInMusic: secure.songvest.com/productview/10...


[Show this thread](#)

● Live on SongVest

VIP Auction

CHIPPASS MASTER CATALOG

BID NOW

 @songvest



● Live on SongVest

VIP Auction

CHIPPASS MASTER CATALOG

BID NOW



 @songvest

songvest · Follow

songvest LIVE on SongVest! Bid now on the #Chippass master catalog. Hit the link in bio to #investinMusic.

Disclaimers: www.songvest.com/disclaimers

3w

songvest #music #invest #investing #songvest

3w Reply

8 likes
JUNE 1

Add a comment... Post



SongVest @songvest · Jun 8

This one ends soon! 83% of #Chippass SongShares reserved. Bid now: bit.ly/396JuvQ

Disclaimers: songvest.com/disclaimers #music

SongVest @songvest · May 31

LIVE on SongVest. Bid now on the #Chippass master catalog. Hit this link to #InvestInMusic: secure.songvest.com/productview/10...

[Show this thread](#)

● Live on SongVest

VIP Auction

CHIPPASS MASTER CATALOG

BID NOW

 @songvest



Chippass Master Catalog featuring songs like "Oohh"



- The royalties paid over the last four quarters from the revenue stream contemplated in the "Chippass" Royalty Share Agreement have averaged approximately \$1,351 per quarter.

[BID NOW](#)

Chippass Master Catalog featuring songs
like "Oohh"



- The royalties paid over the last four quarters from the revenue stream contemplated in the "Chippass" Royalty Share Agreement have averaged approximately \$1,351 per quarter.

[BID NOW](#)



← Back To Auction List

Chippass Master Catalog

\$250 **\$250**
Starting Bid Final Bid

Closed on
Jun 17th, 6:00 pm

Make sure you've signed up to receive notice when these SongShares are available to purchase

KEEP ME UPDATED

MY CURRENT BIDS

My Reserved Units	0
My Total Cost	\$0
Simulated Royalties (Last 12 mos)	\$0

\$5,403	\$48.68
Last 12 Months Royalties Paid	Royalties Paid Per Unit (last 12 months)

TOTAL SONGSHARES



Total Units **111**

Track Details

Financial